


## Knowledge Organiser for Year 3

### Big question: How does my iPad help me learn in Year 3?

#### KS2 National curriculum specification

- Select, use and combine a variety of software (including internet services) on a range of digital devices to design and create a range of programs, systems and content that accomplish given goals, including collecting, analysing, evaluating and presenting data and information.
- Use technology safely, respectfully and responsibly; recognise acceptable/unacceptable behaviour; identify a range of ways to report concerns about content and contact.



In this unit, the children will:

Learn to become digitally literate.

Develop their iPad skills: screenshot, screen record, safari reader, photo editing, mark-up, resize.


Fact check information found online.

Be introduced to KS2 writing app: pages.

Be introduced to KS2 film app: iMovie.

Be introduced to KS2 web browser: Safari.

#### Key vocabulary:

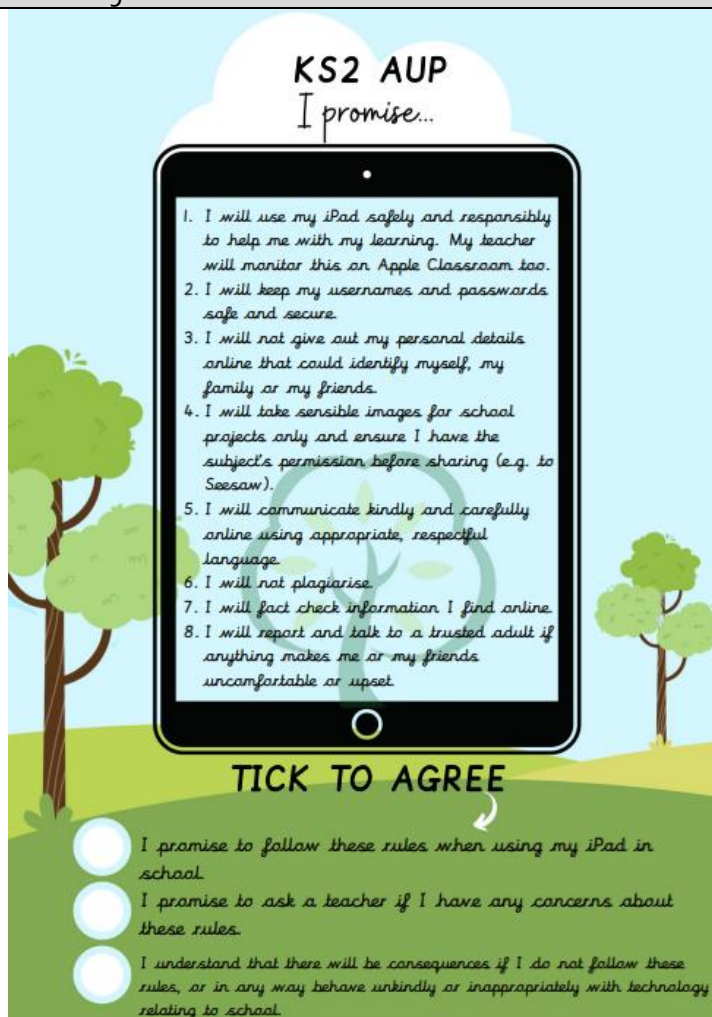
|                          |  |
|--------------------------|--|
| Digital literate         | A confident, creative, careful user of a device.   |
| Plagiarise               | Copy and claim as your own.  |
| Photo editing vocabulary | Edit, re-size, mark-up.  |
| Screenshot               | Taking an image of your devices screen.  |
| Screen record            | Live recording the devices screen.   |
| Split screen             | More than one screen on the device at a time.  |
| Popplet                  |  <p>Mind-map app</p> |
| iMovie                   | Film editing app   |
| Safari                   | Web browser.   |

Pages

Word processor. Allows for collaboration with other apple devices too.

Teacher Subject Knowledge:

KS2 AUP



Links to learning & where to find content to support the teaching of the lessons

See One Drive for curriculum overview and PowerPoint: [Year 3](#).